


MAHAVEER INSTITUTE OF SCIENCE & TECHNOLOGY
Balance Sheet as on 31st March, 2018

Liabilities		Amount	Rs.	Assets		Amount	Rs.
<u>General Fund:</u>	14,27,25,460			Fixed Assets		24,28,68,771	
Add: Current year	14,49,413	14,41,74,873		(As per Schedule)			
<u>Secured Loans:</u>			1,38,05,170	<u>Current Assets, Loans & Advances:</u>		11,536,610	
(As per schedule)				(As per Schedule)			
<u>UnSecured Loans:</u>			206,00,000	<u>Tuition Fee Receivables</u>		430,67,983	
(As per schedule)							
<u>Current Liabilities :</u>				<u>Cash & Bank Balances:</u>		14,13,854	
Sundry Creditors			4,03,96,172	(As per Schedule)			
(As per schedule)				<u>InterBranch Transfers</u>			
<u>Provisions:</u>				Mahaveer Degree College		10,07,925	
Outstanding Expenses			10,83,25,790	A A R M Engineering College		27,275,789	
(As per schedule)				TCS		-	
				TDS		131,073	
			32,73,02,005			32,73,02,005	



PRINCIPAL
MAHAVEER
 INSTITUTE OF SCIENCE & TECHNOLOGY
 Bendlaguda, Hyd-500 005.

MAHAVEER INSTITUTE OF ENGINEERING & TECHNOLOGIES
 Provisiona Income and Expenditure Account for the year ending 31st March, 2018

Expenditure	Amount Rs.	Income	Amount Rs.
To Advertisement	4,80,820	By Income from Fee	11,50,02,300
To AICTE Fee	,1,51,000	By Remuneration - Exam	9,79,973
To Attair Expenses	,29,850	By Income From transport	89,76,000
To Bank Charges	,35,307	By Mis Fee	18516,500
To Book Bank Expenses	4,33,500	By Interest On TDS	-
To Books & Periodicals	,7,331	By Interest Bank Accounts	1,561,525
To College Maintenance	1079,110		
To College Function Expenses	437,245		
To CSI Membership Fee	,6,980		
To Diploma Affiliation Fee	25,000		
To Electricity Charges	929,841		
To P F Contribution	96,542		
To Generator Maintenance	27,334		
To Guest Faculty Expenses	,3,750		
To Inspection Fee	10,500		
To Interest On Bank Loans	7,58,364		
To Interest On T D S (Ay 2013-14)	"		
To Interest On Unsecured Loans	548,625		
To Interest On V.Loans	3,68,177		
To Internet Charges	231,119		
To JNTUH Common Service Fee	25,64,000		
To JNTUH Affiliation Fee	5,04,000		
To Lab Consumables	3,98,676		
To Lateral Entry Admission Fee	92,000		
To Meetings & Seminar Expenses	,18,929		
To Office Maintenance	74,551		
To Orientation Programme Expenses	35,910		
To Polycet Admission Fee	,68,500		
To Postage & courier Charges	3,756		
To Printing & Stationary	6,10,511		
To Project Training Fee	378,158		
To Rates & Taxes	9,42,784		
To Audit Fee	30,000		
To Professional Tax	,10,000		
To Ratification Expenses	,23,230		
To Repairs & Maintenance	,34,443		
To Teaching Staff Salaries	969,02,822		
To Non Teaching Staff Salaries	14286,552		
To SBTET	150,000		
To Software Expenses	,24,438		
To Sports & Games	,87,935		
To Admission Processing Fee	,75,010		
To Staff Welfare - (FOI)	1,88,447		
To Student Insurance	11,33,863		
To Students Welfare	1,18,278		
To Subscriptions & Journals	,30,520		
To TASK fee	3,44,797		
To Telephone Charges	1,08,538		
To Transport Charges	,54,052		
To Travelling & Conveyance	1,29,087		
To Staff Retification Fee	,11,000		
To Student Rafification fee	,32,100		
To TSCHE Fee	1,13,178		

PRINCIPAL
MAHAVEER
 INSTITUTE OF SCIENCE & TECHNOLOGY
 Bandlaguda, Hyd-500 005.

To TS ECET Admission Fee	,2,500	
To TSRTC Admission Fee	,14,000	
To Vehicle Insurance	,52,760	
To Vehicle Repair & Maintenance	31,77,857	
To Water Charges	4,200	
To Depreciation	1,50,95,108	
To Excess of Income over Expenditure	14,49,413	
	14,50,36,298	14,50,36,298


PRINCIPAL
MAHAVEER
 INSTITUTE OF SCIENCE & TECHNOLOGY
 Bandlaguda, Hyd-500 005.

MAHAVEER INSTITUTE OF SCIENCE & TECHNOLOGY
DEPRECIATION 2017-18

DESCRIPTION	Dep Rate	O.B 01.04.2017	Additions Before Sep	Additions After Sep	Deletions	Total	Depreciation	C.B 31.03.2018
Land	0%	1346,58,783				1346,58,783		1346,58,783
Building	10%	681,59,855				681,59,855	68,15,986	613,43,870
Civil work in Progress			13,10,402	8,603		13,19,005		13,19,005
Computers	40%	16,36,976		9,90,000		26,26,976	8,52,790	17,74,186
Vehicles	15%	112,85,186			4,75,000	108,10,186	16,21,528	91,88,658
Furniture & Fittings	10%	29,16,151				29,16,151	2,91,615	26,24,536
Office Equipment	10%	33,13,606	22,500			33,36,106	3,33,611	30,02,495
Library Books	10%	67,28,299	7,72,721	2,95,531		77,96,551	7,64,879	70,31,672
Lab Equipment	15%	111,27,322	4,89,921	19,12,195		135,29,438	18,86,001	116,43,437
Electrical Equipment	15%	11,67,192				11,67,192	1,75,079	9,92,113
Fire Equipment	15%	24,137				24,137	3,621	20,516
Generator	15%	93,962				93,962	14,094	79,868
Solar Plant	15%	55,25,000				55,25,000	8,28,750	46,96,250
Sports Items	15%	85,610		4,28,272		5,13,882	44,962	4,68,920
Software	25%			16,58,490		16,58,490	2,07,311	14,51,179
Lift	15%			8,65,200		8,65,200	64,890	8,00,310
Total		24,67,22,079	25,95,544	,61,58,291	,4,75,000	25,50,00,914	1,39,05,116	24,10,95,798



PRINCIPAL
MAHAVEER
 INSTITUTE OF SCIENCE & TECHNOLOGY
 Bandlaguda, Hyd-500 005.

6-2-3

NAME OF THE ASSESSEE : **Mahaveer Educational Society**
ADDRESS : S. No: 117 & 118, Vyasapuri Colony,
Bandlaguda,
Hyderabad - 500005
Telangana (India)
STATUS : EDUCATIONAL SOCIETY
ASSESSMENT YEAR : 2019-20
YEAR ENDING : 31.03.2019
P A N :
RANGE : Exemption

COMPUTATION OF TOTAL INCOME

	<u>AMOUNT</u> Rs.
Surplus as per Income & Expr. A/c	1,32,15,152
Add: Disallowed Expenditure	-
Taxable Income	<hr/> - <hr/>
Tax Thereon	-
Less :TDS As per 26AS	-
Total Tax Payable	<hr/> - <hr/>


PRINCIPAL
MAHAVEER
INSTITUTE OF SCIENCE & TECHNOLOGY
Bandlaguda, Hyd-500 005.

MAHAVEER EDUCATIONAL SOCIETY

CONSOLIDATED BALANCE SHEET AS ON 31.3.2019


LIABILITIES	AMOUNT	ASSETS	AMOUNT
GENERAL FUND	10,29,11,027	FIXED ASSETS	25,57,34,434
SECURED LOANS	1,09,00,598	CURRENT ASSETS	1,79,46,358
UNSECURED LOANS	2,48,67,500	TUITION FEE RECEIVABLE	6,49,02,999
CURRENT LIABILITIES	43,19,349	CASH & BANK BAL.	42,82,807
PROVISIONS	20,44,04,994	ADVANCE TO SUPPLIERS	45,36,870
	34,74,03,468		34,74,03,468

For M R K REDDY & Co.
Chartered Accountants
FRN : 003265S


(M. MAKRISHNA REDDY)
Partner



MNO: 27546



PRINCIPAL
MAHAVEER
INSTITUTE OF SCIENCE & TECHNOLOGY
Bandlaguda, Hyd-500 001

MAHAVEER EDUCATIONAL SOCIETY

CONSOLIDATED INCOME AND EXPENDITURE STATEMENT AS ON 31.3.2019

EXPENSES		AMOUNT	INCOME		AMOUNT
To Teaching Staff Salaries		11,98,96,013	By Income from Fee		16,95,03,220
To Non Teaching Staff Salaries		171,26,997	By Remuneration - Exam		,28,128
To Electricity Charges		10,95,988	By Income From transport		83,73,000
To Advertisement		3,56,285	By Bank Interest		,72,867
To Membership Fee		,40,920	By Rent		6,81,070
To SBTET		,92,000	By Kerala Relief Fund		2,57,833
To NBA Accrediation Fee		3,54,000	By Exam Fee		4283,197
To JNTU Common Service Fee		31,05,500			
To JNTU Affiliation Fee		6,51,298			
To JNTUH Fee		313,644			
To THSC Fee		33,800			
To APSRTC Fee		14,000			
To Registration Fee		5,875			
To E S I		38,178			
To P F Contribution		1,02,907			
To Exam Fee		42,83,197			
To Gardening Expenses		2,00,000			
To Consultancy Charges		26,000			
To Project Training Fee		5,19,080			
To General Expenses		,79,248			
To Bank Charges		38,862			
To College Function Expenses		7,500			
To Students Welfare		40,300			
To Library Expenses		12,390			
To Lift Maintenance		,18,200			
To Lab Consumables		189,017			
To Computer Maintenance		,340			
To Office Maintenance		106,140			
To Generator Maintenance		42,209			
To Repairs & Maintenance		1,08,702			
To Interest On Unsecured Loans		,90,000			
To Interest On V.Loans		2,76,478			
To Interest & Penalties on TDS		147,360			
To Sports Fee		12,180			
To Subscriptions & Journals		3,82,700			
To Printing & Stationary		9,80,155			
To Telephone Charges		72,914			
To Staff Welfare	₹2,800 →	1,690			
To Tournament Expenses		77,257			
To Bulk SMS		10,620			
To Student Insurance		5,90,055			
To Legal Fee		,15,000			
To TAFRC Expenses		,63,000			
To Attair Expenses		1,03,320			
To Transport Charges		1,730			
To Travelling & Conveyance		,92,974			
To Buses Parking Charges		1,79,500			
To Vehicle Insurance		3,23,202			
To Vehicle Fuel Expenses		21,24,772			
To Vehicle Repair & Maintenance		3,39,641			
To Insurance		1,03,012			
To OU Fee		,24,600			
To Seminars & Works Shops		,10,000			
To Web Site Expenses		10,900			
To Depreciation		1,50,52,513			
EXCES OF INCOME OVER EXPENDITURE		1,32,15,162			
		18,31,99,316			

K. Srinivas
PRINCIPAL
MAHAVEER
 INSTITUTE OF SCIENCE & TECHNOLOGY
 Bandlaguda, Hyd-500 007

For **MR K REDDY & Co.**
 Chartered Accountants
 FRI : 003265S

 (M. RAMAKRISHNA REDDY)
 Chartered for
MAO: 27546



18,31,99,316

MAHAVEER EDUCATIONAL SOCIETY

CONSOLIDATED BALANCE SHEET SCHEDULES AS AT 31.3.2019

Current Liabilities

Sundry Creditors	43,19,349
	43,19,349

Secured Loans:

Loan Against FDR - 00103	31,02,958
Loan Against FDR - 00104	31,02,958
Loan Against FDR - 00110	24,73,187
H D F C - Vehicle Loans --3007	18,75,368
H D F C - Vehicle Loans --1200	1,27,605
H D F C - Vehicle Loans --0984	2,18,522
	1,09,00,598

Unsecured Loans:

KSSSN Reddy	2,50,000
Rakesh Prasad Thiwari	47,00,000
Shashank Tiwari	20,00,000
Krishna Nair - Hand Loan	3,00,000
Kranthi Kiran K.	16,00,000
Surender Reddy	40,17,500
Anthony Reddy	4,00,000
S.Sudharshan Reddy	1,16,00,000
	2,48,67,500

Provisions:

Electricity Charges	1,47,442
P T Payable	4,52,800
Salaries & Wages Payable	19,47,57,029
Caution Deposit	87,41,987
ESI Payable	1,854
PF Payable	16,301
TDS on Advertisement	9,490
TDS on Salaries	2,23,091
Audit Fee	55,000
	20,44,04,994

Deposits, Loans & Advances/Receivables:

FDRS incl Accrued Interest	93,80,722
AICTE Deposit	63,00,000
Telephone Deposit (BSNL)	63,341
Telephone Deposit	29,281
DTE AP Deposit	16,64,875
Electricity Deposit	2,05,670
TDS Receivable 2016-17	43,962
TDS Receivable 2016-17	1,31,073
TDS Receivable 2017-18	1,27,434
	1,79,46,358




PRINCIPAL
MAHAVEER
INSTITUTE OF SCIENCE & TECHNOLOGY
Bandlaguda, Hyderabad-500 025.

Cash & Bank Balances:

Cash	6,81,665
Andhra Bank A/c No: 265	73,821
Axis Bank A/c No: 3225	42,353
Bank Of India	1449
ICICI Bank --0001	6,840
Andhra Bank A/c No	14,409
ICICI Bank --0023	21,261
Andhra Bank A/c No: 113	1,16,784
Axis Bank A/c No: 8780	4,48,317
B O B --136	2,390
B O B --137	1,555
B O B --138	1,018
Bank Of India	10,983
ICICI Bank --0002	26,88,981
ICICI Bank --0024	46,347
KMB	1,875
SBI --5206	57,178
SBI --5535	49,044
SBI --6672	16,539
	42,82,809




PRINCIPAL
MAHAVEER
INSTITUTE OF SCIENCE & TECHNOLOGY
Bandlaguda, Hyd-500 005.

**MAHAVEER EDUCATIONAL SOCIETY
DEPRECIATION - 2018-19.**

DESCRIPTION	Dep Rate	O.B 01.04.2018	Additions Before Sep	Additions After Sep	Deletions	Total	Depreciation	C.B 31.03.2019
Land	0%	13,46,58,783				13,46,58,783		13,46,58,783
Building	10%	6,13,43,870				6,13,43,870	61,34,387	5,52,09,483
Civil work in Progress		13,19,005	55,13,671	52,79,786		1,21,12,462	-	1,21,12,462
Computers	40%	19,47,087	5,80,647	2,11,150		27,38,884	10,53,324	16,85,560
Vehicles	15%	91,88,658				91,88,658	13,78,299	78,10,359
Furniture & Fittings	10%	26,81,985	93,374			27,75,359	2,77,536	24,97,823
Office Equipment	10%	31,87,604	81,600	8,71,100		41,40,304	3,70,475	37,69,829
Library Books	10%	91,36,264	8,87,793	4,85,565		1,05,09,622	10,26,684	94,82,938
Lab Equipment	15%	1,57,72,491	8,26,183	51,77,684		2,17,76,358	28,78,127	1,88,98,231
Electrical Equipment	15%	10,10,117	14,67,946			24,78,063	3,71,709	21,06,354
Fire Equipment	15%	20,516				20,516	3,077	17,439
Generator	15%	79,868				79,868	11,980	67,888
Solar Plant	15%	46,96,250				46,96,250	7,04,438	39,91,812
Sports Equipment	15%	5,39,493		59,996		5,99,489	85,424	5,14,065
Software	25%	20,67,841				20,67,841	5,16,960	15,50,881
Lift	15%	16,00,620				16,00,620	2,40,093	13,60,527
		24,92,50,452	94,51,214	1,20,85,281	-	27,07,86,947	1,50,52,513	25,57,34,434



**PRINCIPAL
MAHAVEER
INSTITUTE OF SCIENCE & TECHNOLOGY
Bandlaguda, Hyd-500 005.**

AAR MAHAVEER ENGINEERING COLLEGE
Balance Sheet as on 31st March, 2019


Liabilities	Amount Rs.	Assets	Amount Rs.
<u>General Fund:</u>		<u>Fixed Assets:</u>	90,87,741
Opening Balance	-7,99,70,973	(As per Schedule)	
Add: Current year	-90,05,391		
	-8,89,76,364	<u>Current Assets, Loans & Advances:</u>	51,76,074
		(As per Schedule)	
<u>Current Liabilities:</u>		Tuition Fee Receivables	1,36,79,896
Sundry Creditors	10,26,693		
(As per schedule)		<u>Cash & Bank Balances:</u>	3,81,162
		(As per Schedule)	
<u>Provisions:</u>		<u>Advances to Suppliers</u>	5,52,200
Outstanding Expenses	7,83,32,782		
(As per schedule)			
<u>InterBranch Transfers</u>			
MIST	3,84,93,961		
	2,88,77,072		2,88,77,072

For M R K REDDY & Co.
Chartered Accountants
FRN : 003265S


(M. RAMAKRISHNA REDDY)
Proprietor

Mue. 27546




PRINCIPAL
MAHAVEER
INSTITUTE OF SCIENCE & TECHNOLOGY
Bandlaguda, Hyd-500 005.

AAR MAHAVEER ENGINEERING COLLEGE
Income and Expenditure Account for the year ending 31st March, 2019

Expenditure	Amount Rs.	Income	Amount Rs.
To Teaching Staff Salaries	2,59,43,685	By Income from Fee	2,23,20,500
To Non Teaching Staff Salaries	2813,844	By Interest Bank Accounts	20,088
To Electricity Charges	163,287	By Exam Fee	1154,298
To Exam fee	1154,298		
To AICTE Affiliation Fee	1,00,000		
To JNTU Common Service Fee	707,500		
To JNTUJ Fee	78,804		
To TAPRC Fee	18,000		
To Insurance	103,012		
To Bank Charges	2,509		
To Lab Consumables	27,074		
To Printing & Stationery	8,720		
To Depreciation	13,79,544		
To Excess of Income over Expenditure	-90,05,391		
	2,34,94,886		2,34,94,886


For M R K REDDY & Co.
Chartered Accountants
FRN : 003265S

(M. RAMAKRISHNA REDDY)

Principal

MRS. R. S. S. S. S.




PRINCIPAL
MAHAVEER
INSTITUTE OF SCIENCE & TECHNOLOGY
Bandlaguda, Hyd-500 005.

Balance sheet Schedules as on 31.03.2019

Current Liabilities

Sundry Creditors	10,26,693
	<u>10,26,693</u>

Provisions:

Electricity Charges	40,036
P T Payable	2,71,850
Salaries & Wages Payable	7,77,92,266
ESI Payable	1,854
TDS on Advertisement	3,685
TDS on Salaries	2,23,091
	<u>7,83,32,782</u>


Deposits, Loans & Advances/Receivables:

FDRS incl Accrued Interest	23,76,074
AICTE Deposit	28,00,000
	<u>51,76,074</u>

Cash & Bank Balances:

Cash	2,56,699
Andhra Bank - 0265	73,821
Axis Bank - 3225	42,353
Bank of India	1,449
ICICI Bank - 001	6,840
	<u>3,81,162</u>




PRINCIPAL
MAHAVEER
INSTITUTE OF SCIENCE & TECHNOLOGY
Bandlaguda, Hyd-500 005.

AAR MAHAVER ENGINEERING COLLEGE
DEPRECIATION - 2017-18

DESCRIPTION	Dep Rate	O.B 01.04.2018	Additions Before Sep	Additions After Sep	Total	Depreciation	C.B 31.03.2019
Computers	40%	1,64,743			1,64,743	,65,897	,98,846
Office Equipment	10%	1,79,185			1,79,185	,17,918	1,61,266
Library Books	10%	20,04,353	3,06,239	1,73,054	24,83,646	2,39,712	22,43,934
Lab Equipment	15%	41,12,741		20,21,420	61,34,161	7,68,518	53,65,644
Software	25%	6,16,662			6,16,662	1,54,166	4,62,497
Electrical Equipment	15%	18,004			,18,004	,2,701	,15,303
Sports Equipment	15%	70,573			70,573	,10,586	,59,987
Lift	15%	800,310			8,00,310	1,20,047	6,80,264
Total		79,66,572	3,06,239	21,94,474	104,67,285	13,79,544	90,87,741



PRINCIPAL
MAHAVER
INSTITUTE OF SCIENCE & TECHNOLOGY
Bandlaguda, Hyd-500 005.

MAHAVEER DEGREE COLLEGE
Balance Sheet as on 31st March, 2019

Liabilities	Amount Rs.	Assets	Amount Rs.
<u>General Fund:</u>		<u>Fixed Assets:</u>	
Opening Balance	18,52,855	(As per Schedule)	2,05,227
Add: Current year	19,63,832		
	38,16,687	<u>Current Assets, Loans & Advances:</u>	
		(As per Schedule)	2,50,000
<u>Current Liabilities:</u>		<u>Tuition Fee Receivables</u>	
Sundry Creditors			22,44,865
(As per schedule)	27,695		
<u>Provisions:</u>		<u>Cash & Bank Balances:</u>	
Outstanding Expenses		(As per Schedule)	3,42,274
(As per schedule)	4,23,639	<u>InterBranch Transfers:</u>	
		MIST	12,25,655
	42,68,021		42,68,021

For M R K REDDY & Co.
Chartered Accountants
FBN: 003265S

(M. RAMAKRISHNA REDDY)
Proprietor

NO: 27546



PRINCIPAL
MAHAVEER
INSTITUTE OF SCIENCE & TECHNOLOGY
Bandlaguda, Hyd-500 005.

MAHAVEER DEGREE COLLEGE
Income and Expenditure Account for the year ending 31st March, 2019


Expenditure	Amount Rs.	Income	Amount Rs.
To Salaries & Wages	27,45,673	By Income from Fee	47,62,020
To O U Fee	24,600	By Interest Bank Accounts	2,422
To Exam Fee	773,988	By Exam Fee	7,73,988
To Seminars & Work shop	10,000	By Examination Remuneration	,5,128
To Bank Charges	1,330		
To Dépreciation	24,135		
To Excess of Income over Expenditure	19,63,832		
	55,43,558		55,43,558

For M R K REDDY & Co.
Chartered Accountants
FRN : 003265S


(M. R. KRISHNA REDDY)

MNO : 27526




PRINCIPAL
MAHAVEER
INSTITUTE OF SCIENCE & TECHNOLOGY
Bandlaguda, Hyd-500 005.

MAHAVEER DEGREE COLLEGE

Balancesheet Schedules as on 31.03.2019

Current Liabilities

Sundry Creditors 27,695
27,695

Provisions:

Salaries & Wages Payable 4,23,639
4,23,639

Deposits, Loans & Advances/Receivables:

PDRS incl Accrued Interest 2,50,000
2,50,000

Cash & Bank Balances:

Cash 3,06,605
Andra Bank 14,409
ICICI Bank - 0023 21,261
3,42,275



Handwritten signature
PRINCIPAL
MAHAVEER
INSTITUTE OF SCIENCE & TECHNOLOGY
Bandlaguda, Hyd-500 002

MAHAVEER DEGREE COLLEGE
DEGREE COLLEGE - DEPRECIATION 2018-19

DESCRIPTION	Dep Rate	O.B 01.04.2018	Additions Before Sep	Additions After Sep	Total	Depreciation	C.B 31.03.2018
Computers	40%	8,158			8,158	3,263	4,895
Office Equipment	10%	5,924		24,100	30,024	1,797	28,226
Library Books	10%	100,239		17,180	117,419	10,883	106,536
Lab Equipment	15%	16,313			16,313	2,447	13,866
Furniture & Fittings	10%	57,449			57,449	5,745	51,704
Total		1,88,083		41,280	2,29,363	24,135	2,05,227



PRINCIPAL
MAHAVEER
INSTITUTE OF SCIENCE & TECHNOLOGY
Bapatla, Hyderabad - 500 005.

MAHAVEER INSTITUTE OF SCIENCE & TECHNOLOGY
Balance Sheet as on 31st March, 2019

Liabilities	Amount Rs	Assets	Amount Rs
General Fund:		Fixed Assets	
Opening Balance	16,78,13,994	(As per Schedule)	24,64,41,466
Add: Current year	2,02,56,711		
	18,80,70,705	Current Assets, Loans & Advances:	1,25,20,284
Secured Loans:		(As per Schedule)	
(As per schedule)	1,09,00,598	Tuition Fee Receivables	4,89,78,238
UnSecured Loans:		Cash & Bank Balances:	
(As per schedule)	2,48,67,500	(As per Schedule)	35,59,373
Current Liabilities:		InterBranch Transfers:	
(As per schedule)	32,64,961	A A R M Engineering College	3,84,93,961
Provisions:		Loans & Advances	4,30,670
Outstanding Expenses	12,56,48,573	Advances to Suppliers	35,54,000
(As per schedule)			
InterBranch Transfers:			
Mahaveer Degree College	12,25,655		
	35,39,77,992		35,39,77,992

For M R K REDDY & Co.
Chartered Accountants
FRN : 003265S

(M. P. KRISHNA REDDY)
Proprietor

M.A. 27546



PRINCIPAL
MAHAVEER
INSTITUTE OF SCIENCE & TECHNOLOGY
Bandlaguda, Hyd-500 005.

MAHAVEER INSTITUTE OF SCIENCE & TECHNOLOGY
Income and Expenditure Account for the year ending 31st March, 2019

Expenditure	Amount Rs.	Income	Amount Rs.
To Teaching Staff Salaries	9,12,06,655	By Income from Fee	14,24,20,700
To Non Teaching Staff Salaries	143,13,153	By Remuneration - Exam	,23,000
To Electricity Charges	9,32,701	By Income From transport	83,73,000
To Advertisement	3,56,285	By Bank Interest	,50,357
To Membership Fee	,40,920	By Rent	6,81,070
To SBTET	,92,000	By Kerala Relief Fund	2,57,833
To NBA Accrediation Fee	3,54,000	By Exam Fee	2354,911
To JNTU Common Service Fee	23,98,000		
To JNTU Affiliation Fee	5,51,298		
To JNTUH Fee	234,840		
To THSC Fee	33,800		
To APSRTC Fee	14,000		
To Registration Fee	5,875		
To ESI	38,178		
To P F Contribution	1,02,907		
To Exam Fee	23,54,911		
To Gardening Expenses	2,00,000		
To Consultancy Charges	26,000		
To Project Training Fee	5,19,080		
To General Expenses	,79,248		
To Bank Charges	35,023		
To College Function Expenses	7,500		
To Students Welfare	40,300		
To Library Expenses	12,390		
To Lift Maintenance	,18,200		
To Lab Consumables	161,943		
To Computer Maintenance	,340		
To Office Maintenance	106,140		
To Generator Maintenance	42,209		
To Repairs & Maintenance	1,08,702		
To Interest On Unsecured Loans	,90,000		
To Interest On V. Loans	2,76,478		
To Interest & Penalties on TDS	147,360		
To Sports Fee	12,180		
To Subscriptions & Journals	3,82,700		
To Printing & Stationary	9,71,435		
To Telephone Charges	72,914		
To Staff Welfare	1,690		
To Tournament Expenses	77,257		
To Bulk SMS	10,620		
To Student Insurance	5,90,055		
To Legal Fee	,15,000		
To TAFRC Fee	,45,000		
To Attair Expenses	1,03,320		
To Transport Charges	1,730		
To Travelling & Conveyance	,92,974		
To Buses Parking Charges	1,79,500		
To Vehicle Insurance	3,23,202		
To Vehicle Fuel Expenses	21,24,772		
To Vehicle Repair & Maintenance	3,39,641		
To Web Site Expenses	10,900		
To Depreciation	1,36,48,834		
To Excess of Income over Expenditure	202,56,711		
	15,41,60,871		15,41,60,871

For M R K REDDY & Co.
Chartered Accountants
FRN : 003265S

(Signature)
(M. RAMAKRISHNA REDDY)

MO. NO: 27326



PRINCIPAL
MAHAVEER
INSTITUTE OF SCIENCE & TECHNOLOGY
Bandlaguda, Hyd-500 005.

Balancesheet Schedules as on 31.03.2019

Current Liabilities

Sundry Creditors	32,64,961
	<u>32,64,961</u>

Secured Loans:

Loan Against FDR - 00103	31,02,958
Loan Against FDR - 00104	31,02,958
Loan Against FDR - 00110	24,73,187
H D F C - Vehicle Loans --3007	18,75,368
H D F C - Vehicle Loans --1200	1,27,605
H D F C - Vehicle Loans --0984	2,18,522
	<u>1,09,00,598</u>

Unsecured Loans:

KSSSN Reddy	2,50,000
Rakesh Prasad Thiwari	47,00,000
Shashank Tiwari	20,00,000
Krishna Nair - Hand Loan	3,00,000
Kranthi Kiran K	16,00,000
Surender Reddy	40,17,500
Anthony Reddy	4,00,000
S.Sudharshan Reddy	1,16,00,000
	<u>2,48,67,500</u>

Provisions:

Electricity Charges	1,07,406
P.T Payable	1,80,950
Salaries & Wages Payable	11,65,41,124
Caution Deposit	87,41,987
PF Payable	16,301
TDS on Advertisement	5,805
Audit Fee	55,000
	<u>12,56,48,573</u>

Deposits, Loans & Advances/Receivables:

FDRS incl Accrued Interest	67,54,648
AICTE Deposit	35,00,000
Telephone Deposit (BSNL)	63,341
Telephone Deposit	29,281
DTE AP Deposit	16,64,875
Electricity Deposit	2,05,670
T C S Receivable 2016-17	43,962
T D S Receivable 2016-17	1,31,073
T D S Receivable 2017-18	1,27,434
	<u>1,25,20,284</u>

Cash & Bank Balances:

Cash	1,18,361
Andhra Bank - 0113	1,16,784
Axis Bank Ltd -8780	4,48,317
BOB -138	1,018
BOB - 0136	2,390
BOB - 0137	1,555
BOI	10,983
ICICI Bank -002	26,88,981
ICICI Bank - 24	46,347
KMB	1,875
SBI - 5206	57,178
SBI - 5535	49,044
SBI - PMIST - 6672	16,539
	<u>35,59,372</u>



PRINCIPAL
NAHAVEER
INSTITUTE OF SCIENCE & TECHNOLOGY
Bandlaguda, Hyd-500 005.

MAHAVEER INSTITUTE OF SCIENCE & TECHNOLOGY
DEPRECIATION 2018-19

DESCRIPTION	Dep Rate	O.B 01.04.2018	Additions Before Sep	Additions After Sep	Deletions	Total	Depreciation	C.B 31.03.2019
Land	0%	1346,58,783				1346,58,783		1346,58,783
Building	10%	613,43,870				613,43,870	61,34,387	552,09,483
Civil work in Progress		13,19,005	55,13,671	5279,786		121,12,462	"	121,12,462
Computers	40%	17,74,186	5,80,647	2,11,150		25,65,983	9,84,163	15,81,820
Vehicles	15%	91,88,658				91,88,658	13,78,299	78,10,359
Furniture & Fittings	10%	26,24,536	93,374			27,17,910	2,71,791	24,46,119
Office Equipment	10%	30,02,495	81,600	8,47,000		39,31,095	3,50,760	35,80,336
Library Books	10%	70,31,672	5,81,554	2,95,331		79,08,557	7,76,089	71,32,468
Lab Equipment	15%	116,43,437	8,26,183	31,56,264		156,25,884	21,07,163	135,18,721
Electrical Equipment	15%	9,92,113	14,67,946			24,60,059	3,69,009	20,91,050
Fire Equipment	15%	20,516				20,516	3,077	17,439
Generator	15%	79,868				79,868	11,980	67,888
Solar Plant	15%	46,96,250				46,96,250	7,04,438	39,91,813
Sports Items	15%	468,920		59,996		5,28,916	74,838	4,54,078
Software	25%	14,51,179				14,51,179	3,62,795	10,88,384
Lift	15%	8,00,310				8,00,310	120,047	6,80,264
Total		24,10,95,798	91,44,975	,98,49,527		26,00,90,300	1,36,48,834	24,64,41,466



Handwritten Signature
PRINCIPAL
MAHAVEER
INSTITUTE OF SCIENCE & TECHNOLOGY
Bandlaguda, Hyd-500 005.

MAHAVEER INSTITUTE OF SCIENCE & TECHNOLOGY
Balance Sheet as on 31st March, 2019

<u>Liabilities</u>	<u>Amount Rs</u>	<u>Assets</u>	<u>Amount Rs</u>
<u>General Fund</u>		<u>Fixed Assets</u>	24,64,41,460
Opening Balance	16,78,13,094	(As per Schedule)	
Add: Current year	2,02,96,711		
	18,81,10,705	<u>Current Assets, Loans & Advances</u>	1,29,20,284
<u>Secured Loans</u>		(As per Schedule)	
(As per schedule)	1,00,00,000	Tuition Fee Receivable	4,89,78,258
<u>Unsecured Loans</u>			
(As per schedule)	2,48,67,500	<u>Cash & Bank Balances</u>	95,39,177
		(As per Schedule)	
<u>Current Liabilities</u>		<u>Interbranch Transfers</u>	
(As per schedule)	32,64,961	A. A. R. M. Engineering College	1,84,91,961
<u>Provisions</u>			
Outstanding Expenses	12,96,64,570	Loans & Advances	4,30,670
(As per schedule)		Advances to Suppliers	15,54,000
<u>Interbranch Transfers</u>			
Mahaveer Degree College	12,25,800		
	35,38,77,882		35,38,77,882

For M. R. K. REDDY & Co
Chartered Accountants
No. 112/55

[Signature]
M. R. K. REDDY

MAH. 27546



[Signature]
PRINCIPAL
MAHAVEER
INSTITUTE OF SCIENCE & TECHNOLOGY
Bandlaguda, Hyd-500 005

MAHAVEER INSTITUTE OF SCIENCE & TECHNOLOGY
Income and Expenditure Account for the year ending 31st March, 2019

Expenditure	Amount Rs.	Income	Amount Rs.
To Teaching Staff Salaries	9,12,06,655	By Income from Fee	14,24,20,700
To Non Teaching Staff Salaries	143,13,153	By Remuneration - Exam	,23,000
To Electricity Charges	9,32,701	By Income From transport	83,73,000
To Advertisement	3,56,285	By Bank Interest	,50,357
To Membership Fee	,40,920	By Rent	6,81,070
To SBTEF	,92,000	By Kerala Relief Fund	2,57,833
To NBA Accrediation Fee	3,54,000	By Exam Fee	2354,911
To JNTU Common Service Fee	23,98,000		
To JNTU Affiliation Fee	5,51,298		
To JNTUH Fee	234,840		
To THSC Fee	33,800		
To APSRTC Fee	14,000		
To Registration Fee	5,875		
To ESI	38,178		
To P F Contribution	1,02,907		
To Exam Fee	23,54,911		
To Gardening Expenses	2,00,000		
To Consultancy Charges	26,000		
To Project Training Fee	5,19,080		
To General Expenses	,79,248		
To Bank Charges	35,023		
To College Function Expenses	7,500		
To Students Welfare	40,300		
To Library Expenses	12,390		
To Lift Maintenance	,18,200		
To Lab Consumables	161,943		
To Computer Maintenance	,340		
To Office Maintenance	106,140		
To Generator Maintenance	42,209		
To Repairs & Maintenance	1,08,702		
To Interest On Unsecured Loans	,90,000		
To Interest On V.Loans	2,76,478		
To Interest & Penalties on TDS	147,360		
To Sports Fee	12,180		
To Subscriptions & Journals	3,82,700		
To Printing & Stationary	9,71,435		
To Telephone Charges	72,914		
To Staff Welfare	1,690		
To Tournament Expenses	77,257		
To Bulk SMS	10,620		
To Student Insurance	5,90,055		
To Legal Fee	,15,000		
To TAFRC Fee	45,000		
To Attair Expenses	1,03,320		
To Transport Charges	1,730		
To Travelling & Conveyance	,92,974		
To Buses Parking Charges	1,79,500		
To Vehicle Insurance	3,23,202		
To Vehicle Fuel Expenses	21,24,772		
To Vehicle Repair & Maintenance	3,39,641		
To Web Site Expenses	10,900		
To Depreciation	1,36,48,834		
To Excess of Income over Expenditure	202,56,711		
	15,41,60,871		15,41,60,871

For M R K REDDY & Co.
Chartered Accountants
FRN : 003265S

(M. P. S. KRISHNA REDDY)

MO. NO. 27326



PRINCIPAL

MAHAVEER
INSTITUTE OF SCIENCE & TECHNOLOGY
Bandlaguda, Hyd-500 005.

Balancesheet Schedules as on 31.03.2019

Current Liabilities

Sundry Creditors

32,64,961

32,64,961

Secured Loans:

Loan Against FDR - 00103

31,02,958

Loan Against FDR - 00104

31,02,958

Loan Against FDR - 00110

24,73,187

H D F C - Vehicle Loans -3007

18,75,368

H D F C - Vehicle Loans -1200

1,27,605

H D F C - Vehicle Loans -0984

2,18,522

1,09,00,598

Unsecured Loans:

KSSSN Reddy

2,50,000

Rakesh Prasad Thiwari

47,00,000

Shashank Tiwari

20,00,000

Krishna Nair - Hand Loan

3,00,000

Kranthi Kiran K

16,00,000

Surender Reddy

40,17,500

Anthony Reddy

4,00,000

S.Sudharshan Reddy

1,16,00,000

2,48,67,500

Provisions:

Electricity Charges

1,07,406

P.T Payable

1,80,950

Salaries & Wages Payable

11,65,41,124

Caution Deposit

87,41,987

PF Payable

16,301

TDS on Advertisement

5,805

Audit Fee

55,000

12,56,48,573

Deposits, Loans & Advances/Receivables:

FDRS incl Accrued Interest

67,54,648

AICTE Deposit

35,00,000

Telephone Deposit (BSNL)

63,341

Telephone Deposit

29,281

DTE AP Deposit

16,64,875

Electricity Deposit

2,05,670

T C S Receivable 2016-17

43,962

T D S Receivable 2016-17

1,31,073

T D S Receivable 2017-18

1,27,434

1,25,20,284

Cash & Bank Balances:

Cash

1,18,361

Andhra Bank - 0113

1,16,784

Axis Bank Ltd -8780

4,48,317

BOB -138

1,018

BOB - 0136

2,390

BOB - 0137

1,555

BOI

10,983

ICICI Bank -002

26,88,981

ICICI Bank - 24

46,347

KMB

1,875

SBI - 5206

57,178

SBI - 5535

49,014

SBI - PMIST - 6672

16,539

35,59,372




PRINCIPAL
MAHAVEER
INSTITUTE OF SCIENCE & TECHNOLOGY
Bandlaguda, Hyd-500 005.

6-2-3

Mahaveer Institute of Science & Technology

BALANCE SHEET AS ON 31.3.2020


LIABILITIES	Amount Rs	ASSETS	Amount Rs
GENERAL FUND	5,08,34,678	FIXED ASSETS	12,11,80,740
SECURED LOANS	49,75,193	CURRENT ASSETS	89,73,179
UNSECURED LOANS	59,11,250	TUITION FEE RECEIVABLE	1,38,99,370
CURRENT LIABILITIES	21,59,675	CASH & BANK BAL.	33,79,308
PROVISIONS	8,58,04,790	ADVANCE TO SUPPLIERS	22,68,435
BRANCH TRANSFERS	15,445		
	<u>14,97,01,031</u>		<u>14,97,01,031</u>


PRINCIPAL
MAHAVEER
 INSTITUTE OF SCIENCE & TECHNOLOGY
 Bandlaguda, Hyd-500 005.

Mahaveer Institute of Science & Technology

BALANCE SHEET SCHEDULES AS AT 31.3.2020

<u>GENERAL FUND</u>	<u>Amount Rs</u>
OPENING BALANCE	5,14,55,514
Add: Excess of Income over Expenditure	(6,20,835)
	<u>5,08,34,678</u>
<u>Current Liabilities</u>	
Sundry Creditors	21,59,675
	<u>21,59,675</u>
<u>Secured Loans:</u>	
Loan Against FDR - 00103	15,51,479
Loan Against FDR - 00104	15,51,479
Loan Against FDR - 00110	12,36,594
H D F C - Vehicle Loans --3007	6,35,642
	<u>49,75,193</u>
<u>Unsecured Loans:</u>	
KSSSN Reddy	62,500
Rakesh Prasad Thiwari	21,00,000
Shashank Tiwari	8,75,000
Krishna Nair - Hand Loan	90,000
Kranthi Kiran K	6,25,000
Surender Reddy	13,83,750
Anthony Reddy	75,000
S.Sudharshan Reddy	7,00,000
	<u>59,11,250</u>
<u>Provisions:</u>	
Electricity Charges	65,946
P T Payable	1,15,100
Salaries & Wages Payable	8,12,04,685
Caution Deposit	43,70,994
ESI Payable	1,290
PF Payable	11,776
Audit Fee	35,000
	<u>8,58,04,790</u>



PRINCIPAL
MAHAVEER
INSTITUTE OF SCIENCE & TECHNOLOGY
Bandlaguda, Hyd-500 005.

Deposits, Loans & Advances/Receivables:

FDRS incl Accrued Interest	46,90,361
AICTE Deposit	31,50,000
Telephone Deposit (BSNL)	31,671
Telephone Deposit	14,641
DTE AP Deposit	8,32,438
Electricity Deposit	1,02,835
T C S Receivable 2016-17	21,981
T D S Receivable 2016-17	65,537
T D S Receivable 2017-18	63,717
	<u>89,73,179</u>


Cash & Bank Balances:

Cash	2,15,833
Andhra Bank A/c No: 265	3,92,260
Axis Bnak A/c No: 3225	7,910
Bank Of India	725
ICICI Bank --0001	11,742
Andhra Bank A/c No - 0867	13,833
ICICI Bank --0023	5,414
Andhra Bank A/c No: 113	9,60,171
Axis Bnak A/c No: 8780	25,293
B O B --136	10,521
B O B --137	778
B O B --138	509
Bank Of India	5,492
ICICI Bank --0002	14,38,954
ICICI Bank --0024	2,27,559
KMB	938
S B I --5206	28,589
S B I --5535	24,522
S B I --6672	8,270
	<u>33,79,308</u>


PRINCIPAL
MAHAVEER
INSTITUTE OF SCIENCE & TECHNOLOGY
Bandlaguda, Hyd-500 005.

MAHAVEER INSTITUTE OF SCIENCE & TECHNOLOGY
Income and Expenditure Account for the year ending 31st March, 2020

Expenditure		Amount Rs		Income	Amount Rs
To Teaching Staff Salaries		6,17,17,732	By	Income from Fee	6,95,64,950
To Non Teaching Staff Salaries		95,00,818	By	Income From transport	43,49,750
To Electricity Charges		5,36,303	By	FDR Interest	4,94,261
To Advertisment		2,04,864	By	Other Fee	99,33,500
To Membership Fee		23,529			
To AICTE Fee		2,27,500			
To SBTET		2,73,348			
To JNTU Common Service Fee		10,96,500			
To JNTU Affiliation Fee		4,15,500			
To JNTUH Fee		1,23,300			
To O U fee		28,500			
To THSC Fee		17,500			
To APSRTC Fee		7,000			
To E S I		21,953			
To P F Contribution		59,172			
To Gardening Expenses		1,15,000			
To Consultancy Charges		14,950			
To Project Training Fee		2,98,471			
To General Expenses		45,568			
To Bank Charges		20,138			
To College Function Expenses		14,313			
To Students Welfare		23,173			
To Library Expenses		7,125			
To Lift Maintenance		10,465			
To Lab Consumables		93,117			
To Computer Maintenance		6,196			
To Office Maintenance		61,031			
To Generator Maintenance		24,270			
To Repairs & Maintenance		62,504			
To Interest On V.Loans		1,58,975			
To Sports Fee		7,004			
To Subscriptions & Journals		2,20,053			
To Printing & Stationary		5,58,575			
To Telephone Charges		41,926			
To Staff Welfare		2,972			
To Tournament Expenses		44,423			
To Bulk SMS		6,107			
To Student Insurance		1,99,249			
To Software Expenses		1,90,000			
To Transport Charges		995			
To Travelling & Conveyance		53,460			
To Buses Parking Charges		1,03,213			
To Vehicle Insurance		1,85,841			
To Vehicle Fuel Expenses		12,21,744			
To Vehicle Repair & Maintenance		1,95,294			
To Web Site Expenses		6,268			
To Depreciation		67,17,366			
To Excess of Income over Expenditure		(6,20,835)			
		8,43,42,461			8,43,42,461


PRINCIPAL
MAHAVEER
INSTITUTE OF SCIENCE & TECHNOLOGY
Bandlaguda, Hyd-500 005.

MAHAVEER INSTITUTE OF SCIENCE & TECHNOLOGY
DEPRECIATION 2019-20

DESCRIPTION	Dep Rate	O.B 01.04.2019	Additio ns Before Sep	Additio ns After Sep	Deletions	Total	Depreciation	C.B 31.03.2020
Land	0%	6,73,29,392	-	-	-	6,73,29,392		6,73,29,392
Building	10%	2,76,04,742	-	-	-	2,76,04,742	27,60,474	2,48,44,267
Civil work in Progress		60,56,231	-	-	-	60,56,231	-	60,56,231
Computers	40%	8,42,780	-	-	-	8,42,780	3,37,112	5,05,668
Vehicles	15%	39,05,180	-	-	-	39,05,180	5,85,777	33,19,403
Furniture & Fittings	10%	12,48,912	-	-	-	12,48,912	1,24,891	11,24,020
Office Equipment	10%	18,84,914	-	-	-	18,84,914	1,88,491	16,96,423
Library Books	10%	47,41,469	-	-	-	47,41,469	4,74,147	42,67,322
Lab Equipment	15%	94,49,115	-	-	-	94,49,115	14,17,367	80,31,748
Electrical Equipment	15%	10,53,177	-	-	-	10,53,177	1,57,977	8,95,200
Fire Equipment	15%	8,719	-	-	-	8,719	1,308	7,411
Generator	15%	33,944	-	-	-	33,944	5,092	28,852
Solar Plant	15%	19,95,906	-	-	-	19,95,906	2,99,386	16,96,520
Sports Equipment	15%	2,57,033	-	-	-	2,57,033	38,555	2,18,478
Software	25%	7,75,440	-	-	-	7,75,440	1,93,860	5,81,580
Lift	15%	6,80,264	-	-	-	6,80,264	1,02,040	5,78,224
		12,78,67,217	-	-	-	12,78,67,217	67,17,366	12,11,80,740

6-2-3

MAHAVEER INSTITUTE OF SCIENCE & TECHNOLOGY

BALANCE SHEET SCHEDULES AS AT 31.3.2021

GENERAL FUND

OPENING BALANCE	5,08,34,878
Add: Excess of Income over Expenditure	-20,85,578
	<u>4,81,49,100</u>

Secured Loans:

Loan Against FDR - 00103	15,51,479
Loan Against FDR - 00104	15,51,479
Loan Against FDR - 00110	12,36,594
H D F C - Vehicle Loans --3007	3,02,927
ICICI Bank New Vehicle Loan	17,17,913
SBI - 1397 OD Account	73,42,093
	<u>1,37,02,484</u>

Unsecured Loans:

KSSN Reddy	62,500
Rakesh Prasad Thiwari	16,00,000
Shashank Tiwari	8,75,000
Krishna Nair - Hand Loan	90,000
Kranthi Kiran K	6,25,000
Surender Reddy	13,83,750
Anthony Reddy	75,000
S.Sudharshan Reddy	1,00,000
	<u>48,11,250</u>

Provisions:

Electricity Charges	65,946
PT Payable	1,15,100
Salaries & Wages Payable	11,24,17,461
Caution Deposit	43,70,994
ESI Payable	1,290
PF Payable	11,776
Audit Fee	35,000
TDS Payable on Salaries	2,75,000
AICTE Inspection Fee Payable	1,87,500
JNTUH Affiliation Fee Payable	4,35,750
JNTUH Common Service Fee Payable	13,02,000
JNTUH Inspection Fee Payable	71,875
JNTUH Ratification Fee Payable	22,250
OU Inspection Fee Payable	64,221
Professional Tax Payable	17,100
Ratification Fee Payable	33,325
	<u>11,94,26,587</u>




Kalyan
PRINCIPAL
MAHAVEER
INSTITUTE OF SCIENCE & TECHNOLOGY
Bandlaguda, Hyd-500 005.

Mahaveer Institute of Science & Technology

BALANCE SHEET SCHEDULES AS AT 31.3.2020

<u>GENERAL FUND</u>	<u>Amount Rs</u>
OPENING BALANCE	5,14,55,514
Add: Excess of Income over Expenditure	(6,20,835)
	<u>5,08,34,678</u>
 <u>Current Liabilities</u>	
Sundry Creditors	21,59,675
	<u>21,59,675</u>
 <u>Secured Loans:</u>	
Loan Against FDR - 00103	15,51,479
Loan Against FDR - 00104	15,51,479
Loan Against FDR - 00110	12,36,594
H D F C - Vehicle Loans --3007	6,35,642
	<u>49,75,193</u>
 <u>Unsecured Loans:</u>	
KSSSN Reddy	62,500
Rakesh Prasad Thiwari	21,00,000
Shashank Tiwari	8,75,000
Krishna Nair - Hand Loan	90,000
Kranthi Kiran K	6,25,000
Surender Reddy	13,83,750
Anthony Reddy	75,000
S.Sudharshan Reddy	7,00,000
	<u>59,11,250</u>
 <u>Provisions:</u>	
Electricity Charges	65,946
P T Payable	1,15,100
Salaries & Wages Payable	8,12,04,685
Caution Deposit	43,70,994
ESI Payable	1,290
PF Payable	11,776
Audit Fee	35,000
	<u>8,58,04,790</u>



PRINCIPAL
MAHAVEER
INSTITUTE OF SCIENCE & TECHNOLOGY
Bandlaguda, Hyd-500 005.

Deposits, Loans & Advances/Receivables:

FDRS incl Accrued Interest	46,90,361
AICTE Deposit	31,50,000
Telephone Deposit (BSNL)	31,671
Telephone Deposit	14,641
DTE AP Deposit	8,32,438
Electricity Deposit	1,02,835
T C S Receivable 2016-17	21,981
T D S Receivable 2016-17	65,537
T D S Receivable 2017-18	63,717
	<hr/>
	89,73,179

Cash & Bank Balances:

Cash	2,15,833
Andhra Bank A/c No: 265	3,92,260
Axis Bnak A/c No: 3225	7,910
Bank Of India	725
ICICI Bank --0001	11,742
Andhra Bank A/c No - 0867	13,833
ICICI Bank --0023	5,414
Andhra Bank A/c No: 113	9,60,171
Axis Bnak A/c No: 8780	25,293
B O B --136	10,521
B O B --137	778
B O B --138	509
Bank Of India	5,492
ICICI Bank --0002	14,38,954
ICICI Bank --0024	2,27,559
KMB	938
S B I --5206	28,589
S B I --5535	24,522
S B I --6672	8,270
	<hr/>
	33,79,308


**PRINCIPAL
MAHAVEER**
INSTITUTE OF SCIENCE & TECHNOLOGY
Bandlaguda, Hyd-500 005.

MAHAVEER INSTITUTE OF SCIENCE & TECHNOLOGY
Income and Expenditure Account for the year ending 31st March, 2021

Expenditure		Amount Rs			Income	Amount Rs
To	Teaching Staff Salaries	6,17,81,662	By	Income from Fee	7,79,15,088	
To	Non Teaching Staff Salaries	64,79,699	By	Admission Fee	30,10,100	
To	Electricity Charges	4,16,623	By	Bank Interest	1,06,673	
To	Advertisement	2,12,225	By	JNTU Examination Remuneration	1,81,485	
To	ALM Charges	85,000	By	NIFT Exam Remuneration	1,95,210	
To	ALM Inspection Fee	1,87,500	By	UPPS Exam Remuneration	2,06,000	
To	Bank Charges	9,550	By	JNTUH Exam Fee Receipt	19,36,108	
To	BPC	61,833	By	Bus Fee	5,01,500	
To	Conveyance	30,839	By	Interest on FDR	20,20,652	
To	Computer Maintenance	2,06,250				
To	Consultancy Charges	2,50,000				
To	Diesel Payment	7,20,502				
To	Donation	12,500				
To	Electrical Maintenance	75,000				
To	Games Expenses	1,75,000				
To	Guarding Expenses	3,60,670				
To	Generator Maintenance	75,000				
To	Guest Faculty Remuneration	60,250				
To	Examination Remuneration	1,66,300				
To	Exam Fee	20,593				
To	JNTUH	1,87,392				
To	JNTUH Affiliation Fee	4,35,750				
To	JNTUH Common Service Fee	16,26,000				
To	JNTUH Exam Fee	24,51,577				
To	JNTUH Exam Remuneration Payment	1,81,485				
To	JNTUH Inspection Fee	1,26,875				
To	JNTUH Ratification Fee	22,250				
To	OU Exam Fee	4,65,906				
To	ESI Penalty	1,26,788				
To	ESI	11,358				
To	PF Contribution	89,762				
To	Internet Charges	1,05,000				
To	Interest on Loans	56,727				
To	Interest on OD	1,46,153				
To	Information Conference Expenses	- 97,750				
To	Lab Uniform Expenses	2,00,122				
To	Loss on Sale of Assets	1,11,547				
To	Merit Awards	1,82,500				
To	National Tournament Exp	4,00,000				
To	NIFT Examination Remuneration	1,74,668				
To	NSG Activities	1,00,000				
To	Office Maintenance	1,75,125				
To	OU Affiliation Fee	10,059				
To	OU Inspection Fee	64,221				
To	SITET Affiliation Fee	3,60,000				
To	Printing & Stationary	67,592				
To	Professional Tax	2,73,600				
To	Property Tax	2,31,074				
To	Professional Charges	3,00,000				
To	Project Fee	1,16,250				
To	Ratification Fee	33,325				
To	Repairs & Maintenance - Buildings	6,77,075				
To	Repairs & Maintenance - Vehicles	1,61,225				
To	Telephone Charges	25,650				
To	Seminars & Work Shop Expenses	1,92,500				
To	Software Expenses	13,865				
To	Staff Welfare	1,51,250				
To	Student Welfare	1,53,750				
To	UPPS Exam Remuneration & Expenses	1,95,718				
To	Vehicle Insurance	54,903				
To	Vehicle Maintenance	6,78,952				
To	Web Site Expenses	47,868				
To	Depreciation	61,18,291				
To	Excess of Income over Expenditure	26,85,578				
		8,61,01,115				8,61,01,115

For P R Chandra
Chartered Accountants
FRN: 0189855

P. R. Chandra
CA P Ravichandra
Proprietor
MAHAVEER INSTITUTE OF SCIENCE & TECHNOLOGY



PRINCIPAL
MAHAVEER
INSTITUTE OF SCIENCE & TECHNOLOGY
Bandlaguda, Hyd-500 005.

MAHAVEER INSTITUTE OF ENGINEERING & TECHNOLOGIES

DEPRECIATION 2017-18

DESCRIPTION	Dep Rate	O.B 01.04.2017	Additions Before Sep	Additions After Sep	Deletions	Total	Depreciation	C.B 31.03.2018
Land	0%	13,46,58,783				13,46,58,783	-	13,46,58,783
Building	10%	6,81,59,855				6,81,59,855	68,15,986	6,13,43,870
Computers & Softwares	60%	18,85,118		1,397,025		32,82,143	15,50,178	17,31,965
Vehicles	15%	113,06,936				113,06,936	16,96,040	96,10,896
Furniture & Fittings	10%	29,79,983				29,79,983	2,97,998	26,81,985
Office Equipment	10%	35,19,282				35,19,282	3,51,928	31,67,354
Library Books	10%	79,13,425		178,600		80,92,025	8,00,273	72,91,753
Lab Equipment	15%	148,87,447		4,160,343		190,47,790	25,45,143	1,65,02,647
Electrical Equipment	15%	11,88,373				11,88,373	1,78,256	10,10,117
Fire Equipment	15%	24,137				24,137	3,621	20,516
Generator	15%	,93,962				,93,962	14,094	,79,868
Solar Plant	15%	55,25,000				55,25,000	828,750	46,96,250
Sports Items	15%	,85,610				,85,610	12,842	,72,769
Total		25,22,27,911	..	,57,35,968	..	25,79,63,879	1,50,95,108	24,28,68,771


PRINCIPAL
MAHAVEER
 INSTITUTE OF SCIENCE & TECHNOLOGY
 Bandlaguda, Hyd-500 005.